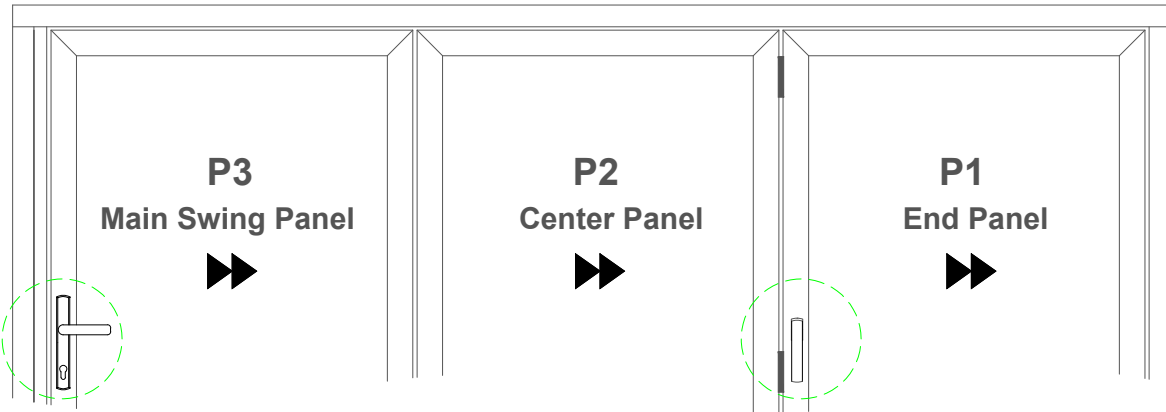
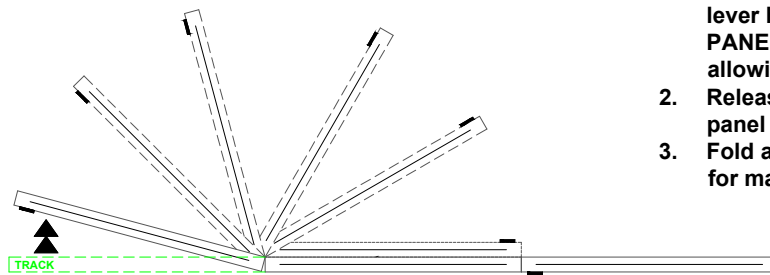


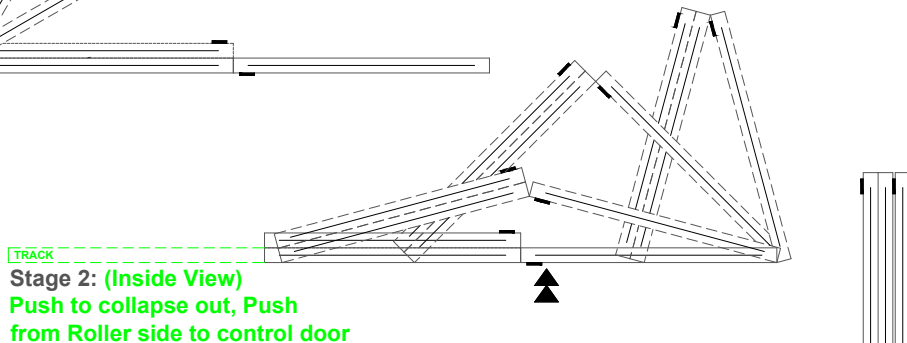
HOW TO OPERATE YOUR ACTIVE DOOR (RIGHT HAND STACKING **OUTWARD OPENING**)



1. Starting from main swing panel, OPERATE lever handle then outward open MAIN SWING PANEL in-line with adjacent center panel, allowing it to clip in to stop.
2. Release Bi-Fold handle(s) then PUSH center panel adjacent to end panel.
3. Fold all panels back against the wall for maximum opening.



Stage 1: (Inside View)
Swing door opens first
Fold Fully back in-line



Stage 2: (Inside View)
Push to collapse out, Push
from Roller side to control door



Stage 3: (Inside View) Fully open position

HOW TO CLOSE YOUR **ACTIVE DOOR**

1. Hold panels 2 & 3 and walk in the direction of the track
2. The rollers are utilized giving a smooth closure to the Bi-Fold door.
3. Close and secure the end swing panel

