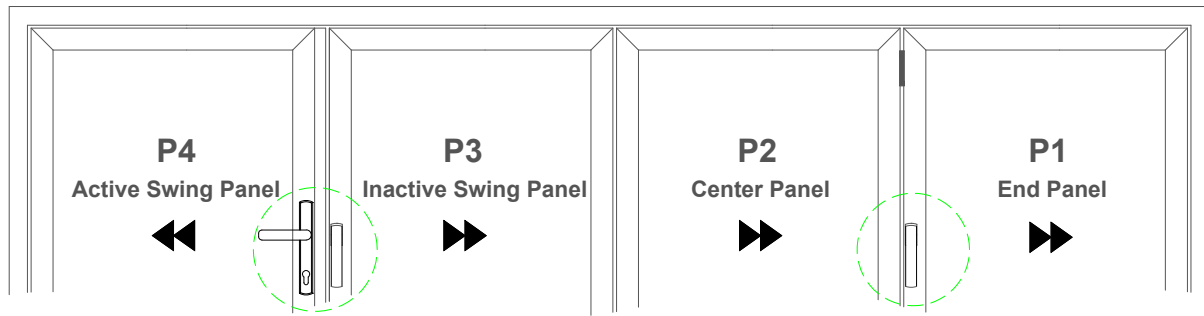
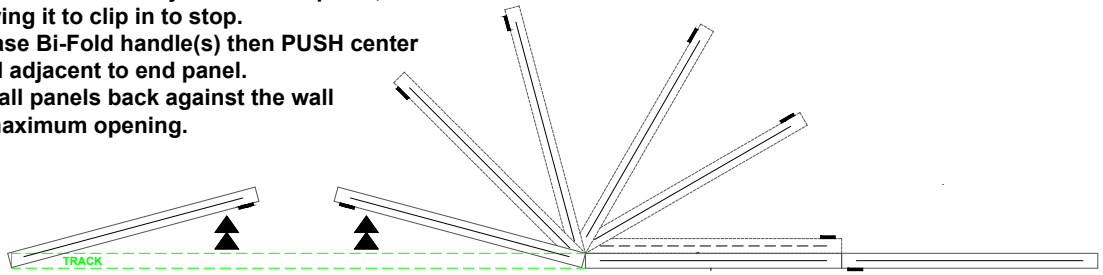


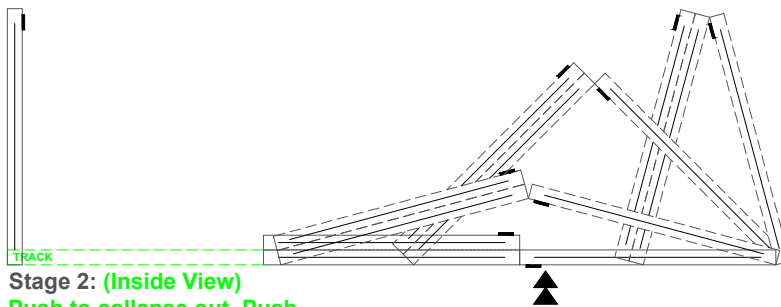
HOW TO OPERATE YOUR ACTIVE/INACTIVE DOOR




1. Starting from main swing panel, OPERATE lever handle then outward open MAIN SWING PANEL inline with adjacent center panel, allowing it to clip in to stop.
2. Release Bi-Fold handle(s) then PUSH center panel adjacent to end panel.
3. Fold all panels back against the wall for maximum opening.



Stage 1: (Inside View)
Swing door opens first
Fold Fully back in-line



Stage 2: (Inside View)
Push to collapse out, Push
from Roller side to control door



Stage 3: (Inside View) Fully open position

HOW TO CLOSE YOUR ACTIVE DOOR

1. Hold panels 2 & 3 and walk in the direction of the track
2. The rollers are utilized giving a smooth closure to the Bi-Fold door.
3. Close and secure the end swing panel

